



© 2024 Perfectly Me Living LLC. All rights reserved.



**2024 AFTER SCHOOL &
SCHOOL DAY CLUB
LESSON PLANS**




THE SUPERVALUES OF **PERFECTLY ME**



Encourage self-directed & collaborative work



Help kids build compassion, empathy, & listening skills



Celebrate strong relationships, communication, and problem-solving



Prioritize hands-on, evidence-based activities to build confidence, courage, and agency

© 2024 **Perfectly Me Living LLC. All rights reserved.**

All materials, content, and intellectual property, including but not limited to text, images, graphics, videos, and digital downloads, created and distributed by Perfectly Me Living LLC are protected under copyright law. Unauthorized reproduction, distribution, modification, or use of these materials without express written permission from Perfectly Me Living LLC is strictly prohibited.

PERFECTLY ME *ARTIST*

Supervalues

Creativity

Compassion

Strength

Persistence

Courage

Self-Love

Confidence

Self-Respect

Community

Collaboration & Teamwork



List of Superhero Artists



Reference these women and others as you examine superheroes and role models throughout these coming weeks.

- **Pablo Picasso:** Spanish painter and sculptor known for founding Cubism. Famous for works like *The Three Musicians*.
- **Frida Kahlo:** Mexican painter known for vibrant self-portraits and exploring Mexican culture. Famous for *Self-Portrait with Thorn Necklace and Hummingbird*.
- **Claude Monet:** French painter and a founder of Impressionism. Famous for his *Water Lilies* series.
- **Georgia O'Keeffe:** American artist known for her large-scale paintings of flowers and desert landscapes. Famous for *Jimson Weed/White Flower No. 1*.
- **Henri Matisse:** French artist known for his use of color and fluid draftsmanship. Famous for *The Dance* and his paper cut-outs.
- **Jacob Lawrence:** African American painter known for his depiction of African American life and history. Famous for *The Migration Series*.
- **Vincent van Gogh:** Dutch painter known for his expressive use of color and emotional depth. Famous for *Starry Night*.
- **Yayoi Kusama:** Japanese contemporary artist known for her use of polka dots and large installations. Famous for her *Infinity Mirror Rooms*.

- **Keith Haring:** American artist known for his bold, colorful, cartoon-like figures. Famous for his public murals like Radiant Baby.
- **Romero Britto:** Brazilian artist known for his vibrant, joyful style blending pop art and graffiti. Famous for The Hug.
- **Diego Rivera:** Mexican muralist known for his large-scale public works depicting Mexican history and culture. Famous for Detroit Industry Murals.
- **Andy Warhol:** American artist and a leading figure in the pop art movement. Famous for his Campbell's Soup Cans series.
- **Henri Rousseau:** French post-impressionist painter known for his lush jungle scenes. Famous for The Sleeping Gypsy.
- **Joan Miró:** Spanish painter known for his whimsical and abstract art. Famous for The Harlequin's Carnival.
- **Edvard Munch:** Norwegian painter known for his emotionally intense works. Famous for The Scream.
- **Alexander Calder:** American sculptor known for his innovative mobiles and abstract forms. Famous for his kinetic sculptures like Cirque Calder.
- **Wassily Kandinsky:** Russian painter and art theorist, a pioneer of abstract art. Famous for Composition VII.

- **Georgia Totto O'Keeffe:** An American modernist artist known for her close-up paintings of flowers. Famous for Red Canna.
- **Louise Bourgeois:** A French-American sculptor known for her large-scale spider sculptures and abstract forms. Famous for Maman.
- **Corita Kent:** An American nun, educator, and artist known for her vibrant pop art-style serigraphs. Famous for Love Your Brother.

HOW CAN ART BE SUPER?

A Club Intro Lesson

Teacher Prep - Prepare a sample name tag and artist name

Supplies - White cardstock paper for nametags, markers, coloring supplies



Today's Goal

Students will understand how we can learn super values through artists and art.

Today's Message

Artists have a unique opportunity to build our communities and ourselves through strength, creativity, selflove, collaboration, and other values.

Introduction

- Greet the campers with enthusiasm! Introduce yourself and briefly share what SuperArt Camp is all about—creativity, fun, and becoming superhero artists.
- **Super Art Mission:** Explain that each artist will discover their own unique superpowers in art, like creativity, courage, and teamwork.
- Explain that everyone will create their own "Super Artist" name by combining their first name with something related to art (e.g., "Colorful Carlos" or "Paintbrush Paula").
- **Create Name Tags:** Give each student a name tag and ask them to write their SuperArtist name in big, bold letters. Encourage them to decorate their name tags with doodles or designs that represent their superpower or favorite art style.
- Give time for each student to share their name tag.

Main Lesson - Art Map Preview

- Explain that they are going on an "Art Adventure" to preview the exciting artists and styles they will learn about during the camp.
- **Create a Collaborative "Art Map"** - Draw a large blank map on the poster paper or whiteboard, with different locations representing the art styles they'll explore.
 - **Cubism Castle:** "This is where Picasso lives, and he loves to break things into shapes!"
 - **Pop Art Park:** "Here we'll meet artists like Andy Warhol, who turn everyday items into amazing art."
 - **Impressionist Island:** "Claude Monet is here, and he loves to paint how things look in the light!"
 - **Surrealist Sky:** "Here we'll fly with Salvador Dalí and other surrealists, where dreams and reality mix in strange and wonderful ways!"
 - **Abstract Avenue:** "This is where Wassily Kandinsky lives, where art isn't about what you see but how you feel with colors and shapes!"
 - **Street Art Station:** "We'll visit Keith Haring and others who turned the streets into galleries, using bold colors and symbols to tell their stories!"
- **Ask** - After drawing the map, ask students to think about which art style they're most excited to explore.

Close - Teach the art chant to the students. Repeat it together and dismiss for the day.



**We're the Super Artists, bold and bright,
Creativity, shining like the light!
We draw with courage, we paint with flair,
Persistence in our hearts, we show we care!**